



**HIGH PERFORMANCE
POWERED SUBWOOFER
FOR HOME THEATER SYSTEM**

- **PDSUB8**
- **PDSUB10**

INSTALLATION MANUAL

INTRODUCTION

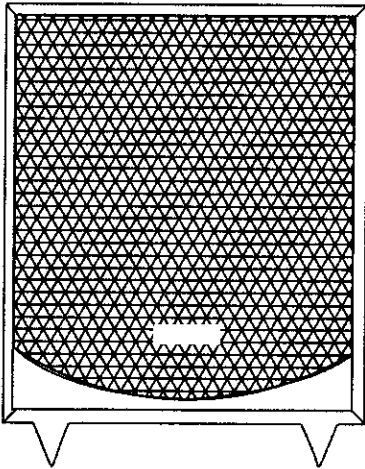
CONGRATULATIONS!

YOU HAVE PURCHASED ONE OF THE FINEST HOME THEATER PRODUCTS AVAILABLE TODAY.

PYLE HOME THEATER SYSTEM IS A STATE OF THE ART PRODUCT CAREFULLY DESIGNED & MANUFACTURED FOR HOME USE, AND HAS BEEN THOROUGHLY TESTED TO ENSURE CONSISTENT AND RELIABLE PERFORMANCE.

WE KNOW YOU ARE EXCITED ABOUT SETTING UP YOUR HOME THEATER SYSTEM, STILL WE SUGGEST THAT YOU READ THIS MANUAL COMPLETELY BEFORE BEGINNING YOUR INSTALLATION SO THAT IT IS DONE CORRECTLY.

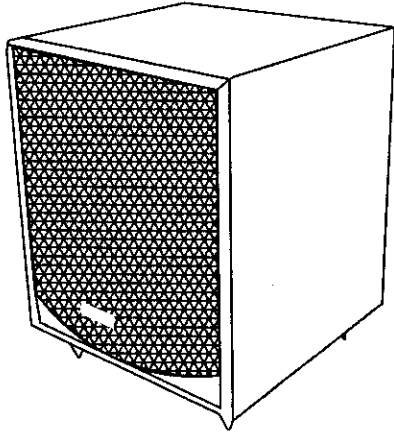
CONTENTS



PDSUB8

HOME THEATER 8" POWERED SUBWOOFER

- High Power Active 8" Subwoofer
- Built-in Class A 150 Watts Power Amplifier
- Down Firing Subwoofer with " Bass-Reflex Tuned Port System".
- Wood Grain Cabinet with Spiked Footings.
- High-Level, Speaker-Line Input / with Paralleled Output.
- Low Level RCA Input with RCA Bypass Output.
- Auto -Start Turn-On Circuit with Audio Signal.
- Adjustable Phase Shift Control 0-180 Degrees.
- Fully Adjustable Low Pass Subwoofer Crossover Frequency Control.
- Independent Sub Bass Volume Control.
- Frequency Response: 40Hz-250Hz
- LED Power-On Indicator.
- Cabinet Size: 11.8"(W) x 11.8"(D) x 13.4"(H)



PDSUB10

HOME THEATER 10" POWERED SUBWOOFER

- High power active 10" subwoofer
- Built-in class A 200 watts power amplifier
- Down firing subwoofer with " Bass-Reflex Tuned Port System".
- Wood grain cabinet with spiked footings.
- High-Level, speaker-line input / with paralleled output.
- Low level RCA input with RCA bypass output.
- Auto -Start turn-on circuit with audio signal.
- Adjustable phase shift control 0-180 degrees.
- Fully adjustable low pass subwoofer crossover frequency control.
- Independent sub bass volume control.
- Frequency Response: 30Hz-250Hz
- LED power-on indicator.
- Cabinet size: 13"(W) x 13"(D) x 15"(H)

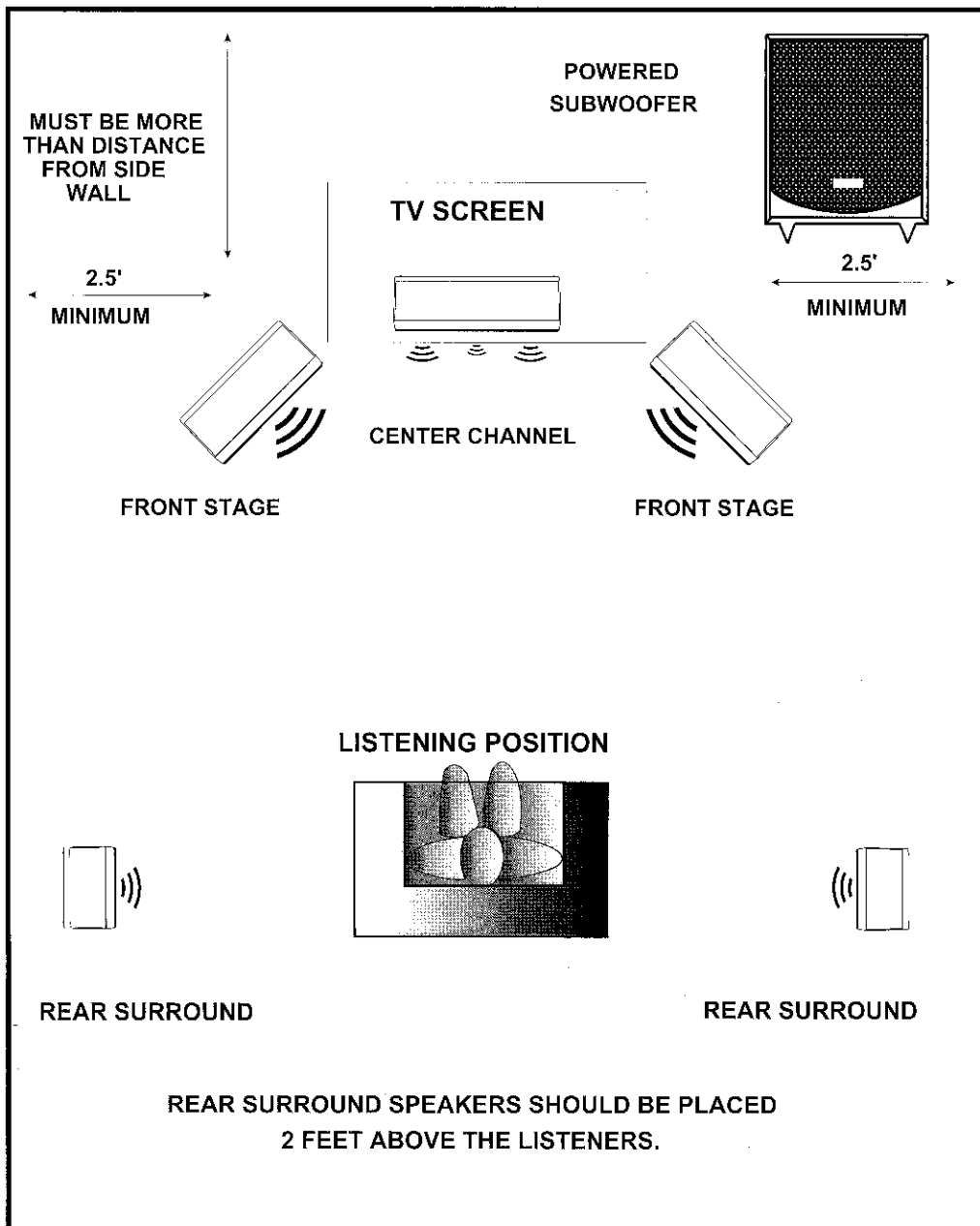
WIRING YOUR SYSTEM.

It is suggested that you use wire of at least 16 gauge to wire your system. For wire runs longer than 50 feet you should upgrade to at least 14 gauge wire to keep impedance losses down.

The most common error when installing speakers is wiring them out of phase. You must be careful to always wire the PLUS terminal of your speakers to the corresponding PLUS terminal of your amplifier and the MINUS terminal of your speakers to the MINUS terminal of your amplifier. If when sound testing your system there is a lack of bass response from your front stage speakers, the most likely reason is a wiring miss match.

Some better quality receivers have a very sophisticated set-up function where they require you to input the either LARGE or SMALL for the speaker sizes in your system. PYLE PDHT5.1SL rear speakers should be programmed as small while the front speakers should be programmed as large. When wiring two pairs of center speakers in series for additional rear fill, you may choose to program them as large to achieve extra audio output from the seriesed pair.

STANDARD DOLBY PDHT5.1SL SYSTEM SET UP



SUBWOOFER CONNECTION WHEN RECEIVER HAS NO SEPARATE SUBWOOFER RCA LINE OUTPUT.

